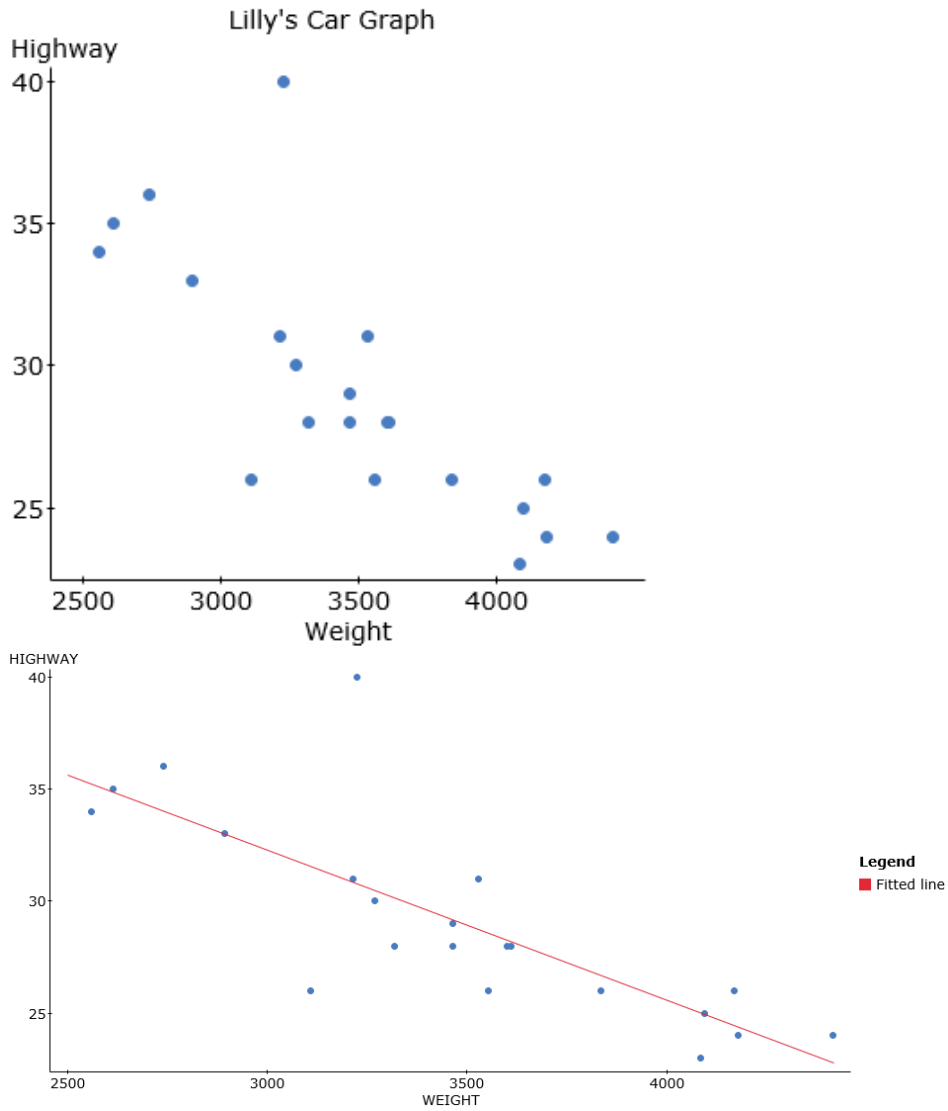


Car Measurements

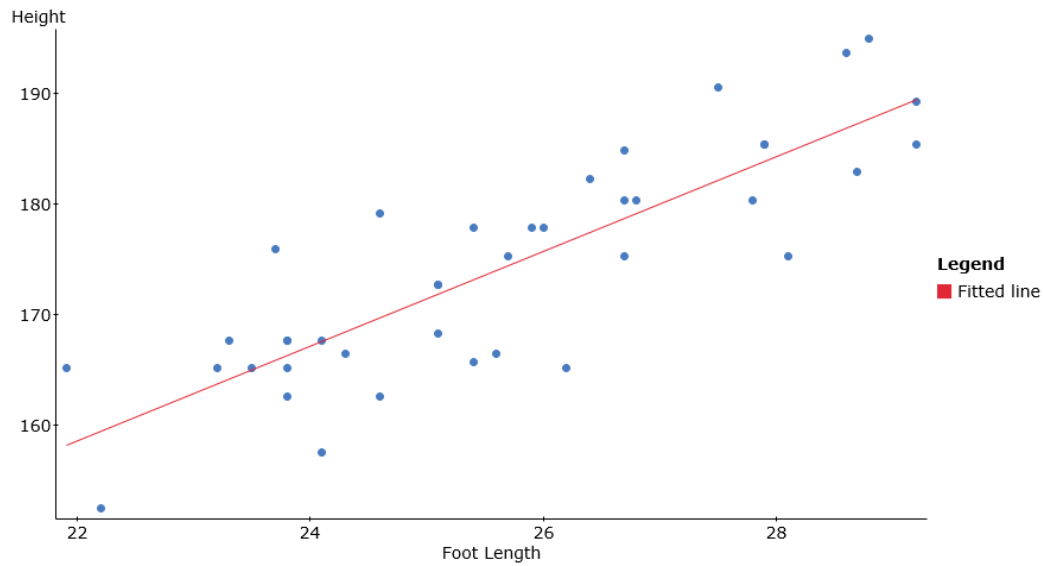


Linear correlation coefficient: R (correlation coefficient) = -0.79267256

Linear Regression Equation: $HIGHWAY = 52.354964 - 0.0066952812 \text{ WEIGHT}$

Predicted y for 2800 pounds: 33.608176

Foot and Height



Linear Correlation Coefficient: R (correlation coefficient) = 0.84203767

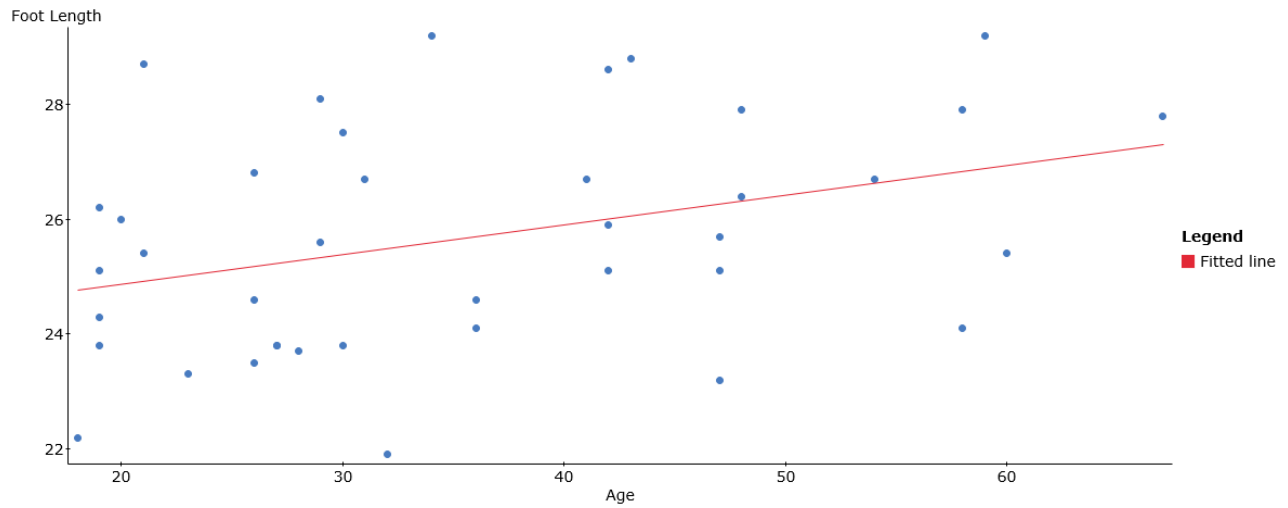
Linear Regression Equation: $\text{Height} = 64.125614 + 4.2912533 \text{ Foot Length}$

Critical Value: 0.312

Since the absolute value of R $0.84203767 > 0.312$ there is a significant linear correlation.

It would not make sense to use a 15.3 inch foot length to predict height because that measurement is not within the scope of the data.

Age and Foot



Linear Correlation Coefficient: R (correlation coefficient) = 0.35910154

Linear Regression Equation: $\text{Foot Length} = 23.824197 + 0.051946911 \text{ Age}$

Critical Value: 0.312

The absolute value of R 0.35910154 > 0.312 there is a significant linear correlation.

The regression line would give a good estimate of a 42 year-old person's foot length because it is within the data set.